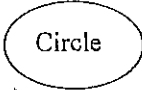



Editing KS2

Discussion between teacher and child is an important part of teaching and learning process, and in the marking of children's work. Gradually, the children are encouraged to develop their editing skills, following the school policy on editing. This policy encourages children to examine their own work carefully for clarity, meaning and possible errors. Children are also encouraged to share work with other children, to develop the role of critical friend. Children may, on certain occasions, mark their own work, reading cards, using a coloured pencil. Children should edit their work using a coloured pencil. Teachers should edit children's work using a pencil/ink.

Edit your work using a coloured pencil

 spellings you aren't sure of.

Underline parts that don't 'sound right'

Put a  round places for commas, full stops, speech marks, capital letters – things you need to check later.

Put a ^ where you think you have missed something out.

Check and correct as much as you can yourself

Does it look right?

Does it sound right?

Can you improve it?

Use a * to show where you need to add more detail.

Marking Key

A Capital letters



Full stops



Finger spaces



Listen for sounds in words



Read your work through



Great adjectives and verbs



Next steps

Marking Key

A Capital letters



Full stops



Finger spaces



Listen for sounds in words



Read your work through



Great adjectives and verbs



Next steps

Marking Key

A Capital letters



Full stops



Finger spaces



Listen for sounds in words



Read your work through



Great adjectives and verbs



Next steps

Marking Key

A Capital letters



Full stops



Finger spaces



Listen for sounds in words



Read your work through



Great adjectives and verbs



Next steps

Appendix D3

Marvellous Marking and fabulous feedback

● Full stops used

● No full stops

↘ Aa - Capital letters used


↘ Aa - Capital letters needed




Finger spaces used



Finger spaces needed



Adjectives used



Adjectives needed

shop - Sounded out carefully

shop - Needs to sound out carefully



Connectives used



connectives needed

* Well done

→ Next step